

W.E.L.L. Communications



# Olympia

## Soft & XLow

by Haelvoet




**HAELVOET NV BELGIUM**  
L. BEKAERTSTRAAT 8, 8770 INGELMUNSTER  
T +32 (0) 51 48 66 95 F +32 (0) 51 48 73 19  
INFO@HAELVOET.BE WWW.HAELVOET.BE

**HAELVOET S.A.R.L. FRANCE**  
AVENUE VAN PELT 12, 62300 LENS  
T +33 (0) 3 21 70 63 71 F + 33 (0) 3 21 76 62 67  
INFO@HAELVOET.FR WWW.HAELVOET.FR

**HAELVOET SA SWITZERLAND**  
ROUTE DE LA PLAINE 45, 1580 AVENCHES  
T +41 (0) 26 675 46 86 F +41 (0) 21 560 46 46  
INFO@HAELVOET.CH WWW.HAELVOET.CH

**HAELVOET S.R.L. ROMANIA**  
PARCUL INDUSTRIAL 1,455200 JIBOU, SALAJ  
T +40 (0) 260 64 22 33 F +40 (0) 260 64 22 55  
INFO@HAELVOET.RO WWW.HAELVOET.RO

WE CREATE FURNITURE TO HEAL, TO CARE & TO MEET





## Comfort for everyone

The resident's ability to live independently at home or in nursing homes not only facilitates treatment by the nursing staff, it also offers dignified living conditions to the resident.

Independence is one of the key concepts in life. From a certain stage of life on, this can only be guaranteed when the direct environment is adapted to the needs. An ergonomic high/low bed is not an unnecessary luxury in this context. The people who need care can get out of the bed easily, whereas the nursing staff can provide the necessary assistance in the best possible circumstances.

## User-friendly

Ample attention was paid to efficient care while developing the Olympia bed. Thanks to the bed's high functionality, more time can be spent on the resident.

## Safety, mobility and flexibility galore

The need for care depends on the degree of the resident's independence. This need mostly occurs slowly, but sometimes immediate intervention is required.

A flexible and adjustable high/low bed can offer a solution at home, in nursing homes or care hotels. The Soft model is equipped with all necessary, but carefully concealed functions. It is not a typical nursing home bed, but it can be transformed into a multifunctional XLow bed if the need arises.

### Easy to use a patient hoist

The bed height can be easily adjusted, which enables the use of a patient hoist. The Olympia bed is therefore ideal for the nursing staff to provide daily care efficiently.

### OpenBus intelligent control box

The OpenBus technology adds extra intelligence to the bed and its accessories. In the near future, OpenBus will be able to register sensor data and pass this information to the nursing staff.

### Mobility

The Olympia bed can be moved in each position, except when it has been put in the safety position (= lowest position).

### Selective locking system (\*)

The handset with selective locking system makes it possible to lock the bed functions selectively by means of a magnetic key.

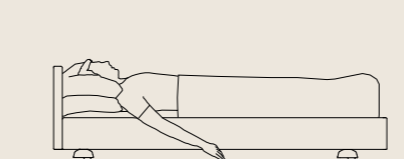
### Reading lamp (\*)

A clear reading lamp can be installed on the bed frame. The OpenBussystem controls and powers the lamp, which means that no extra socket is needed.

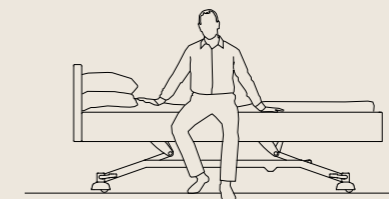
### (Reverse) Trendelenburg

The Reverse Trendelenburg adjustment puts the bed in an inclined position. The seating position is the best position in case of intestinal complaints, respiratory problems and heart or lung diseases. The Trendelenburg adjustment is optionally available combined with the handset with selective locking system (\*).

### Height adjustment: 25 - 42 - 80 cm



The bed offers a **sleeping position at a height of 25 cm**, which reduces the risk of falling considerably.

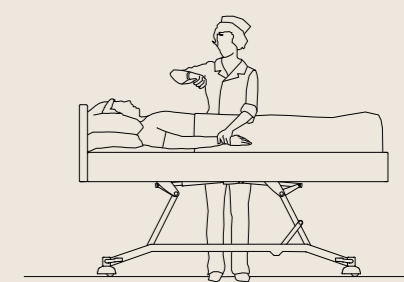


To leave the bed easily, a special function makes sure that **the bed stops automatically at seat height**. Thanks to this, the patient can get out of the bed comfortably.



001 and 002 A patient hoist can be used with both the Olympia Soft and Olympia XLow.

003 Handset with selective locking system (\*) and magnetic key.



The nursing staff can take care of the patient at an **ergonomic height of 80 cm**.


# Soft

hidden care



001	<b>Mattress platform</b> • For a comfortable lying position
	The mattress platform is standard equipped with well-ventilating metal mattress platform profiles. The optional synthetic mattress platform sections (*) can be easily removed and cleaned.
002	<b>Hand switch</b> • Easy to use autonomously
	Functional and easy to operate manually. The hand switch is equipped with all functions to put the bed in its desired seating, lying or reading position.
003	<b>Soft</b> • A warm look
	The Olympia Soft bed is completely upholstered and offers numerous possibilities to be fully integrated in an agreeable living environment.
004	<b>Cases</b> • Optimal care
	Depending on the treatment needs, the two cases at the head of the bed can be used to install an IV rod, a lifting pole or other accessories.

005	<b>Hidden castors</b> • Hidden functionality
	Well-designed cover caps hide the castors, which contributes to the homely look of the bed.
006	<b>High/low system</b> • Highly stable
	The high/low supports guarantee an utmost stable bed at all heights. The bed can be easily adjusted between $\pm 25$ cm and $\pm 80$ cm, which makes it easier to get in and out of the bed and optimises the treatment.
007	<b>Brake</b> • Within easy reach
	The accessible twin castors, braked per 2, simplify the transport by the nursing staff.



\* option for Olympia Soft

# XLOW

comfort in all safety



001	<b>Mattress platform</b> • For a comfortable lying position
The mattress platform is standard equipped with well-ventilating metal mattress platform profiles. The optional synthetic mattress platform sections (*) can be easily removed and cleaned.	
002	<b>Hand switch</b> • Easy to use autonomously
Functional and easy to operate manually. The hand switch is equipped with all functions to put the bed in its desired seating, lying or reading position.	
003	<b>Sideguards (*)</b> • Safety has no price
The Pollux and Trix sideguards protect the patient over the entire length of the bed. The Trix sideguards can be telescopically adjusted and are the ultimate protection, even when the bed has been extended.	
004	<b>Bed panels</b> • Tasteful design
Four different design versions with a wooden look are available.	

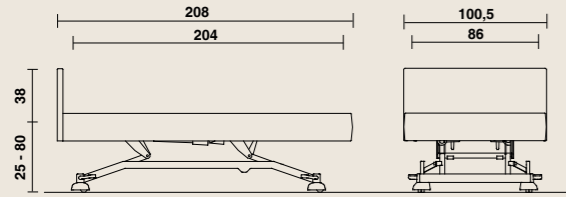
005	<b>Cases</b> • Optimal care
Depending on the treatment needs, the two cases at the head of the bed can be used to install an IV rod, a lifting pole or other accessories.	
006	<b>Mattress holders</b> • Fixed mattress in each position
The backrest and footrest are equipped with 2 synthetic mattress holders.	
007	<b>High/low system</b> • Highly stable
The high/low supports guarantee an utmost stable bed at all heights. The bed can be adjusted between $\pm 25$ cm and $\pm 80$ cm, which makes it easier to get in and out of the bed and optimises the treatment.	
008	<b>Brake</b> • Within easy reach
The accessible twin castors, braked per 2, simplify the transport by the nursing staff.	
009	<b>Hidden castors</b> • Hidden functionality
Well-designed cover caps hide the castors, which contributes to the homely look of the bed.	



\* option for Olympia XLow

# Olympia Soft bed Summary

## • Dimensions and performances

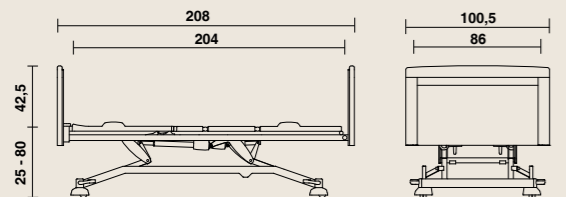


- length: 208 cm, width: 100,5 cm;
- height variation of the mattress platform: ± 25 cm - ± 80 cm;
- time of the height variation: ± 20 sec. ;
- clearance height: 150 mm (with a mattress platform height of 42 cm);
- weight (without accessories): 140 kg;
- safe working load: 230 kg;
- mattress platform dimensions: 204 x 86 cm;
- mattress dimensions: 195 x 85 cm, thickness: 12 to 16 cm (\*).

\* The mattress thickness depends on the sideguards type.

# Olympia XLow bed Summary

## • Dimensions and performances











- length: 208 cm, width: 100,5 cm;
- height variation of the mattress platform: ± 25 cm - ± 80 cm;
- time of the height variation: ± 20 sec. ;
- clearance height: 150 mm (with a mattress platform height of 42 cm);
- weight (without accessories): 140 kg;
- safe working load: 230 kg;
- mattress platform dimensions: 204 x 86 cm;
- mattress dimensions: 195 x 85 cm, thickness: 12 to 16 cm (\*).

\* The mattress thickness depends on the sideguards type.

	Standard		Options					
MATTRESS PLATFORM								
	Soft	XLow	XLow	Soft	XLow	Soft	XLow	XLow
	<ul style="list-style-type: none"> <li>• 3-section steel mattress platform</li> <li>• Telescopic bed extension up to 20 cm</li> </ul>		<ul style="list-style-type: none"> <li>• 4-section steel mattress platform</li> <li>• 3-section mattress platform with removable synthetic sections</li> </ul>		<ul style="list-style-type: none"> <li>• 4-section mattress platform with removable synthetic sections</li> </ul>		<ul style="list-style-type: none"> <li>• Footrest extension up to 20 cm</li> </ul>	
CASTORS								
	Soft	XLow	Soft	XLow	Soft	XLow		
	<ul style="list-style-type: none"> <li>• Hidden castors ø 50 mm, braked per 2</li> </ul>		<ul style="list-style-type: none"> <li>• Castors ø 100 mm, centrally braked with brake bracket</li> <li>• Twin castors ø 125 mm, centrally braked with brake bracket</li> </ul>					
PANEL TYPE								
	Soft	XLow	XLow	XLow	XLow	XLow	XLow	XLow
	<ul style="list-style-type: none"> <li>• Upholstered head panel</li> <li>• Midea panel</li> </ul>		<ul style="list-style-type: none"> <li>• Puro panel</li> <li>• Felina panel</li> </ul>		<ul style="list-style-type: none"> <li>• Valentino panel</li> </ul>		<ul style="list-style-type: none"> <li>• Bumpers (not on the Midea panel)</li> <li>• Wall spacer</li> </ul>	
SIDEGUARDS								
			XLow	XLow	XLow	Soft		
			<ul style="list-style-type: none"> <li>• Pollux sideguards</li> <li>• Trix sideguards</li> </ul>		<ul style="list-style-type: none"> <li>• Trix sideguards with a 4th rail</li> </ul>		<ul style="list-style-type: none"> <li>• Raising aid</li> </ul>	
CONTROLS								
	Soft	XLow	Soft	XLow	Soft	XLow		
	<ul style="list-style-type: none"> <li>• Hand set</li> </ul>		<ul style="list-style-type: none"> <li>• Illuminated hand switch for 4-section mattress platform</li> <li>• Hand switch with selective locking system for 4-section mattress platform</li> </ul>		<ul style="list-style-type: none"> <li>• Satellite control (FPP)</li> </ul>			
EXTRAS								
		Soft	XLow	Soft	XLow	Soft	XLow	XLow
			<ul style="list-style-type: none"> <li>• Battery</li> <li>• Reading lamp</li> </ul>		<ul style="list-style-type: none"> <li>• Nightlight under the bed</li> </ul>		<ul style="list-style-type: none"> <li>• Electromechanical quick release (CPR)</li> <li>• Wooden finishing undercarriage (with hidden castors ø 50 mm)</li> </ul>	

## Accessories

The accessories we offer can be harmoniously connected with the existing cases and accessory holders. Haelvoet strongly pays attention to this, so that the accessories offer you the same top quality as our nursing beds. After all, only the best materials are good enough.

001 Lifting pole	005 Dinner tray for sideguards (*)
 <p>The lifting pole is made of a bent thick-walled steel tube. It is equipped with a handle and a ribbon that can be manually adjusted. A ribbon with an automatic roll-up system is optionally available as well.</p>	 <p>The wooden dinner tray for sideguards is made of a solid beech frame and a milled-in solid laminate top. The dinner tray can be put on both sideguards types. It can be easily hung onto the foot panel.</p>
002 IV holder for lifting pole	006 Raising aid
 <p>The IV holder for the lifting pole consists of 4 hooks. It can be easily installed on the lifting pole.</p>	 <p>The ergonomic raising aid offers the resident optimal support when getting in and out of the bed. It is put in the standard case on the fixed mattress platform section.</p>
003 IV rod	007 Cover for sideguards (*)
 <p>The IV rod consists of a fixed and a height-adjustable part. The height-adjustable part is equipped with 4 hooks and has to be tightened by means of a turning knob. The IV rod is also available in a non-adjustable version with 2 hooks.</p>	 <p>The removable cover is made of imitation leather and can be easily put around the sideguards. This cover is especially recommended to protect restless residents.</p>
004 Flexible hand switch holder	008 Removable footrest extension (*)
 <p>The flexible hand switch holder makes sure that the hand switch is within reach of both the resident and the nursing staff. It is installed in a provided case.</p>	 <p>To use the mattress platform optimally when the bed is extended, you can opt for a loose mattress platform extension of 20 cm that has to be put at the foot end.</p>

\* Only possible for Olympia XLow

## Finishing and quality

An extensive gamut of colours from our standard collection helps you to integrate the bed perfectly in your institution.

### Solid wood and veneer

			
nature varnish code 25	white varnish * code 121	washed oak * code 170	havana * code 056
			
venetian walnut * code 027	pear * code 135	sienna walnut * code 003	puce dark oak * code 020
			
warm grey* code 141	wengé * code 125	white mat lacquer * code 300	red mat lacquer * code 062

\* Optional stained colours

Wood is a natural product. Small colour deviations are possible.

**Customer solutions are possible to make sure that the bed can be perfectly integrated in your institution. You can choose from our extensive gamut to upholster the Soft version. All the upholsteries comply with the specific requirements of the nursing sector.**



Choosing Haelvoet is choosing an honest product, thanks to our modern and environment-friendly production processes, a maximum use of recyclable materials and our PEFC certificate.



Haelvoet makes sure that its excellent price-quality ratio is not at the expense of the environment. Our company considers durability – in all possible meanings – of paramount importance. All our products have a long lifespan and are delivered with a 10-year-guarantee on construction errors.



The Olympia nursing bed is made in accordance with ISO 9001:2008 and complies with the European Medical Devices Directive 93/42/EEC and all other applicable European harmonised norms:

EN 60601-1 Medical electrical equipment - Part 1: General requirements for basic safety and essential performance.  
EN 60601-1-2 Medical electrical equipment - Part 1-2: General requirements for safety and essential performance - Secondary norm: Electromagnetic compatibility - Requirements and tests.  
EN 60601-2-52 Medical electrical equipment - Part 2-52: Particular requirements for basic safety and essential performance of medical beds.  
EN ISO 14971 Application of risk management to medical devices.

The conformity with the mentioned harmonised norms has been certified by:



TÜV SÜD Product Service GmbH  
Registration number of the certificate: Z1 13 08 84536 001